

ZOO KEEPER ABC BOOT CAMP™

A Research-Based Introduction to
Letters and Sounds

1 LETTER 1 SOUND 26 DAYS

DEVELOPED BY



The
kindergarten
Smorgasboard

ZOO KEEPER ABC BOOT CAMP™

Welcome

Zoo Keeper ABC Boot Camp™ was developed in partnership with Mr. Greg of The Kindergarten Smorgasboard. It is a research-based introduction to letters and sounds including the magic from Letters alive® along with the strongest and most effective resources from the original ABC Boot Camp™.

This rigorous 6-week literacy camp introduces 26 letters, 26 sounds, and 26 animals in 26 days. It's filled with interactive 3D animals for a magical learning experience that will have your students cheering for more!



Be sure to watch this great introduction video:

How to Use ABC Boot Camp
(https://youtu.be/K_6XmUk_1C8)

ZOO KEEPER ABC BOOT CAMP™

Overview

Zoo Keeper ABC Boot Camp™ is a research-based, rigorous, immersive classroom-proven 26-day introduction to letters and sounds. It is one part of the entire Letters alive® supplemental curriculum.

This Boot Camp allows you to introduce the letters and sounds in only 6 weeks so that your students can quickly begin manipulating letters and sounds to make words.

The individual letters can be introduced in any order (as directed by your school).

A Typical Day of Boot Camp:

- Morning Message
- Alphabet Song
- Circle Chart
- Introduce Animal (Letters alive)
- Letter Writing
- Animal Hats
- Zoo Baby Badges
- (optional small group activities)

At the completion of Zoo Keeper ABC Boot Camp, you will celebrate with a Fashion Show and will present the students with Zoo Keeper ABC Boot Camp Certificates.

ZOO KEEPER
ABC
BOOT CAMP™

Morning Message

Students come to the morning meeting where we have a morning message and use markers to practice writing the uppercase and lowercase letter of the day on a flip chart, dry erase board, or interactive panel.

They will be copying your explicit instruction and example for proper letter formation. Celebrate their attempts!


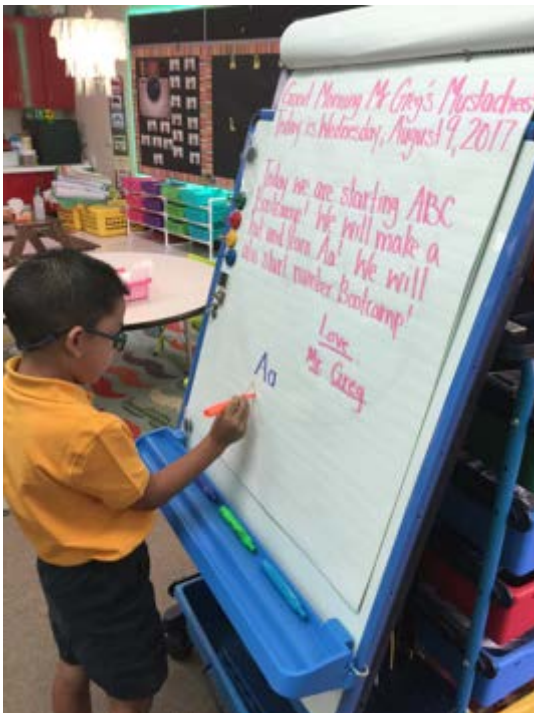
Students will also have opportunities for independent instruction when using the handwriting practice sheets (provided on pages 61 - 115).

See Morning Message in action!

<https://youtu.be/Gg7gTLJPmWs>

Skip to 13:30 on this video.

Samples of Handwriting in Morning Message





Whole Group Circle Charts

Circle Chart: When filling out the Circle Chart with the students, introduce the SOUND first (short vowel sound for vowels and hard consonant sound for dual-sound consonants) and then write the letter in upper and lowercase.

Circle Chart activities:

Watch this demo Video: ABC Circle Chart in Action

<https://youtu.be/OwISUbT6rpk>

“Today we will learn the sound ...” (make the sound the letter represents)

Have students repeat the sound and ask them “What sound?”. Repeat several times.

After students identify and repeat the SOUND, ask them “How do you spell ...” (how do you spell the sound). This helps them connect the sound to the letter and benefits them when writing.

Ask the students to think of words that begin with that sound (try to get 4-7 words).

As they call out words, **draw the picture on the circle chart (teacher does the drawing)**. It is important that the teacher draws the pictures and does not use printed images. This makes the learning experience more personal, fun, and engaging.

Sample Circle Charts





Zoo Animal Hats

Let's make Zoo Animal Hats! Model each step of the hat for the kids. You can purchase sentence strips (3" x 24" paper strips that are stapled and used as headbands) to make the hats. Or, you may choose to make your own headbands by cutting poster board into 3" x 24" strips.

The hats are worn all day. They are a fun, hands-on way to reinforce the letter, sound, and animal of the day. When other people see the hats, they ask about them, which reinforces their learning.

After about 2 weeks of making hats, the students can make them independently. While they are making the hats, go around and staple the sentence strips to keep it safe and simple! Simply wrap the strip around a child's head to get the measurement, then staple to make their headband.

Watch this modeling video: Zoo Animal Hats!

<https://youtu.be/kLSkuJIMhP4>

Zoo Animal Hats samples





My Letter Books

This is a set of 26 Letter Books/Predictable readers designed to help beginning readers build confidence and fluency. They are also designed to help students with letter recognition and beginning sounds.

The Letter Books are great for building vocabulary and confidence in readers. They can be used in small groups and/or guided reading lessons. They can also be sent home with students for reading practice.

Within the Letter Books are words that include long and short vowel sounds as well as hard and soft consonant sounds. This offers the chance for you to introduce/review those sounds.

After reading the books, students can use the pictures and words from the books to complete their Student Circle Chart Books!




Baby Norwood Narwhal

ZOO KEEPER
ABC
BOOT CAMP

© Alive Studios, LLC
© The Kindergarten Smorgasboard

My Nn BOOK



Predictable Reader



N is for nail.



N is for necklace.



Zoo Keeper Fashion Show

When you complete the Zoo Keeper ABC Boot Camp™, it's time to celebrate! We do this with a Fashion Show so students can show off their Zoo Keeper Letter Vest creations.

Ideas to make your Fashion Show rock!!


1. Make sure ALL students have a Zoo Keeper Letter Vest.
2. Lay down a path of red paper to create your runway (this can be made from poster boards, wrapping paper, etc..)
3. Play the song I Like to Move It (from Madagascar) to set a fun atmosphere. (<https://youtu.be/hdcTmpvDO0I>). Or, create your own playlist and make the Fashion Show your own!

You can also find other great Fashion Shows on YouTube or Facebook!

(e.g. <https://youtu.be/w1gJZyEj5gc>)

4. Have each student walk the runway and model their vests.
5. At the end of the runway, congratulate them with their personalized Zoo Keeper ABC Boot Camp Certificates.

Fashion Show Vest Samples





©2021

www.AliveStudiosCo.com

678.404.7473